Montageanleitung | Instructions de montage
Assembly Instructions | Instrucciones de montaje

SKU NUMBER: N623P519510+N623P519511

POLSTERBETT 140x200CM

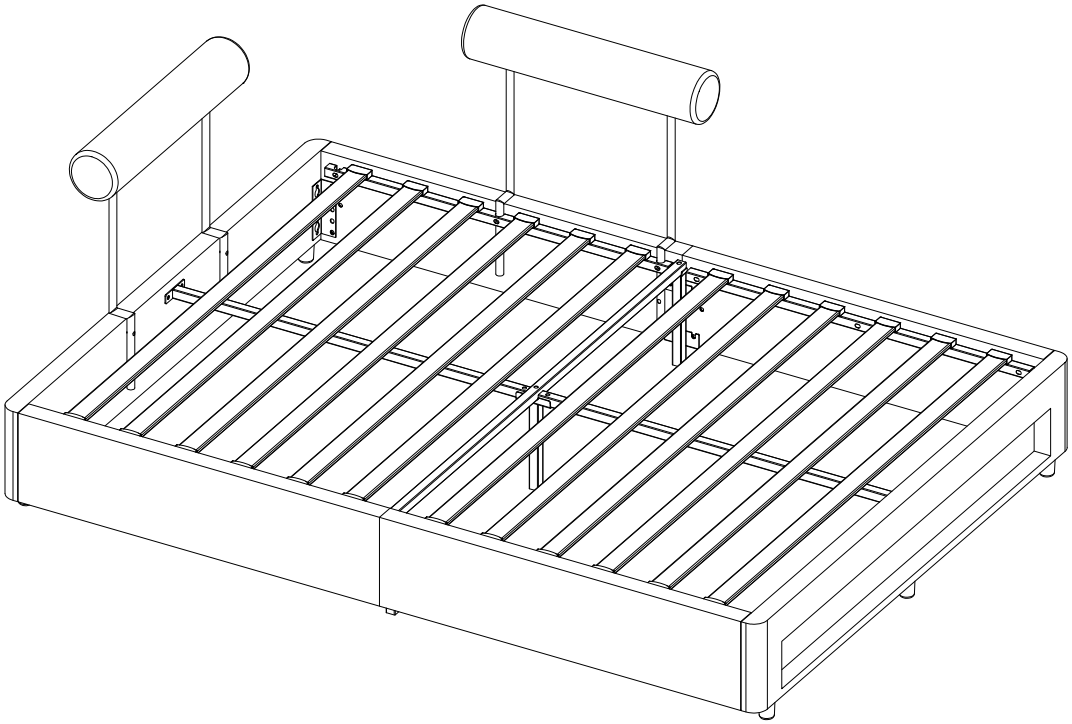

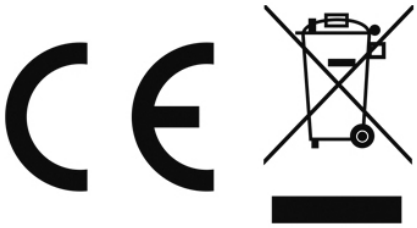

English

IMPORTANT ! KEEP FOR FUTURE REFERENCE : READ CAREFULLY

- To be assembled by an adult. Assembly must be checked by an adult before use
- WARNING ! Keep all screws, small parts and plastic bags out of the reach of children
- Properly identify all parts before assembling
- Never use your item if any of its parts are broken or missing
- Should any problems arise, please contact our After Sales Service
- Manufacturer's instructions shall be followed at all times
- Care: Clean with a soft, dry cloth. In case of larger stains, carefully rub with a slightly damp, non-abrasive sponge
- Avoid the risk of fire by not placing furniture near sources of ignition or hot items
- Do not jump on the bed

Deutsch

WICHTIG ! ZUM SPÄTEREN NACHSCHLAGEN AUFBEWAHREN: SORGFÄLTIG LESEN

- Muss von einem Erwachsenen zusammengebaut werden.Der Zusammenbau muss vor dem Gebrauch von einem Erwachsenen überprüft werden
- WARNUNG! Bewahren Sie alle Schrauben, Kleinteile und Plastikbeutel außerhalb der Reichweite von Kindern auf
- Kennzeichnen Sie vor dem Zusammenbau alle Teile richtig
- Benutzen Sie Ihren Artikel niemals, wenn Teile gebrochen sind oder fehlen
- Sollten Probleme auftreten, wenden Sie sich bitte an unseren Kundendienst
- Die Anweisungen des Herstellers sind stets zu befolgen
- Pflege: Mit einem weichen, trockenen Tuch reinigen. Bei größeren Flecken vorsichtig mit einem leicht feuchten, nicht scheuernden Schwamm abreiben. nicht scheuernden Schwamm
- Vermeiden Sie die Gefahr eines Brandes, indem Sie die Möbel nicht in der Nähe von Zündquellen oder heißen Gegenständen aufstellen
- Nicht auf das Bett springen

Français

IMPORTANT ! CONSERVER POUR RÉFÉRENCE ULTÉRIEURE : LIRE ATTENTIVEMENT

- Le montage doit être effectué par un adulte. Le montage doit être vérifié par un adulte avant Utilisation
- ATTENTION ! Tenir les vis, les petites pièces et les sachets en plastique hors de portée des enfants
- Identifiez correctement toutes les pièces avant de les assembler
- N'utilisez jamais votre article si l'une de ses pièces est cassée ou manquante
- En cas de problème, veuillez contacter notre service après-vente
- Les instructions du fabricant doivent être respectées à tout moment
- Entretien : nettoyer avec un chiffon doux et sec. En cas de taches plus importantes, frotter soigneusement avec une éponge non abrasive légèrement humide. légèrement humide et non Abrasive
- Évitez les risques d'incendie en ne plaçant pas les meubles à proximité de sources d'inflammation ou d'objets chauds
- Ne pas sauter sur le lit

Italiano

IMPORTANTE! CONSERVARE PER RIFERIMENTO FUTURO: LEGGERE ATTENTAMENTE

- Deve essere assemblato da un adulto. L'assemblaggio deve essere controllato da un adulto prima dell'uso
- ATTENZIONE! Tenere tutte le viti, le piccole parti e i sacchetti di plastica fuori dalla portata dei bambini
- Identificare correttamente tutte le parti prima dell'assemblaggio
- Non utilizzare mai l'articolo se alcune parti sono rotte o mancanti
- In caso di problemi, si prega di contattare il nostro Servizio Post Vendita
- Le istruzioni del produttore devono essere sempre seguite
- Cura: Pulire con un panno morbido e asciutto. In caso di macchie più estese, strofinare accuratamente con una spugna leggermente umida e nonspugna leggermente umida e non abrasiva
- Evitare il rischio di incendio, non collocando i mobili vicino a fonti di accensione o a oggetti caldi
- Non saltare sul letto

Español

¡ IMPORTANTE ! CONSÉRVELO PARA FUTURAS CONSULTAS: LEA ATENTAMENTE

- Debe ser montado por un adulto. El montaje debe ser comprobado por un adulto antes del uso

ADVERTENCIA Mantenga todos los tornillos, piezas pequeñas y bolsas de plástico fuera del alcance de los niños.

- Identifique correctamente todas las piezas antes de montarlas
- Nunca utilice su artículo si alguna de sus piezas está rota o falta
- Si surge algún problema, póngase en contacto con nuestro Servicio Postventa
- Las instrucciones del fabricante deben seguirse en todo momento
- Cuidado: Limpiar con un paño suave y seco. En caso de manchas más grandes, frote cuidadosamente con una esponja no abrasiva ligeramente humedecida.
- Evite el riesgo de incendio no colocando los muebles cerca de fuentes de ignición u objetos calientes.
- No saltar sobre la cama.





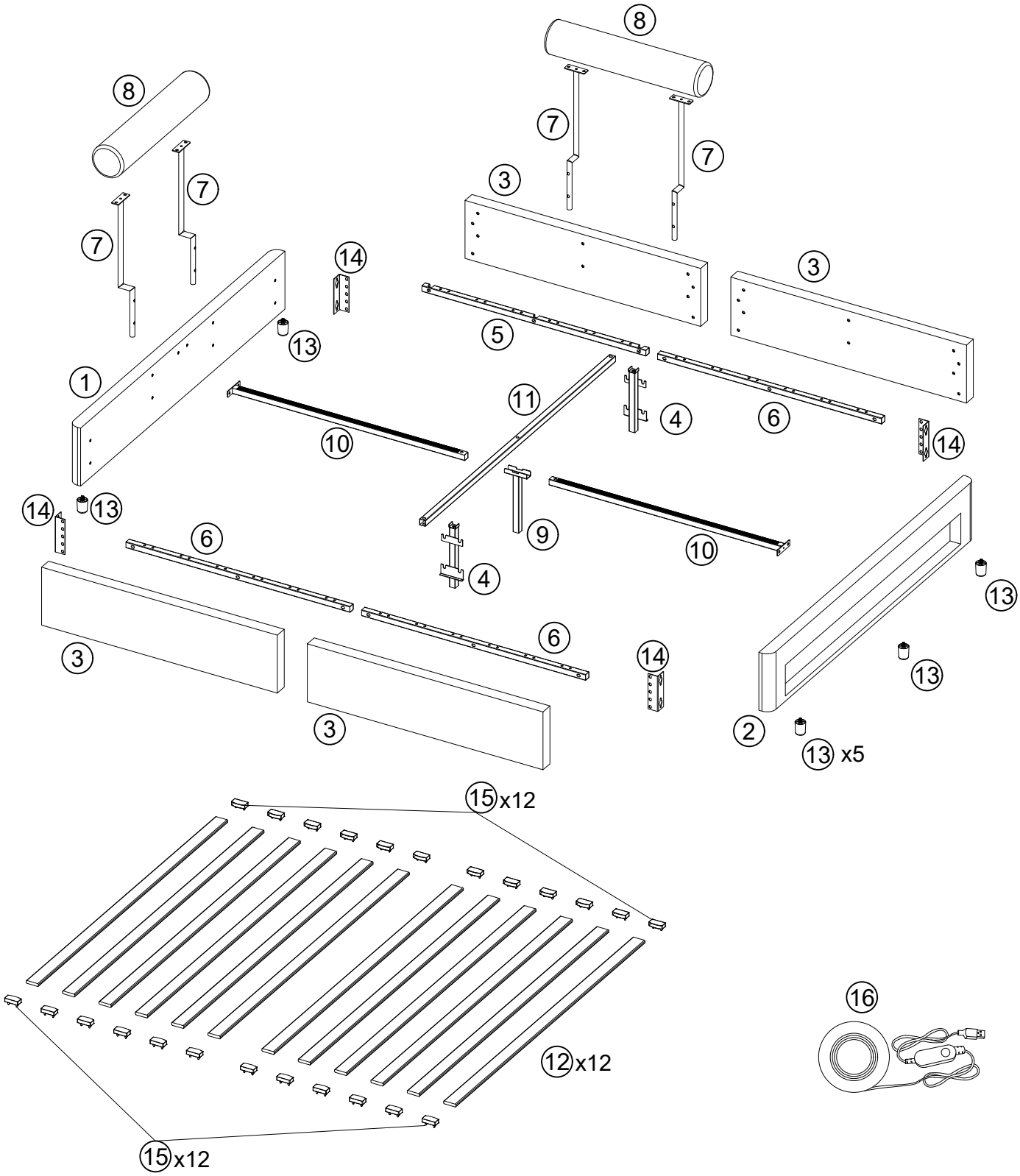
8
8
7
7
7
7
3
3
14
13
5
1
11
4
6
10
14
14
13
9
10
6
4
13
6
3
14
13
3
2
13 x5
15 x12
16
12 x12
15 x12

N623P519510

①

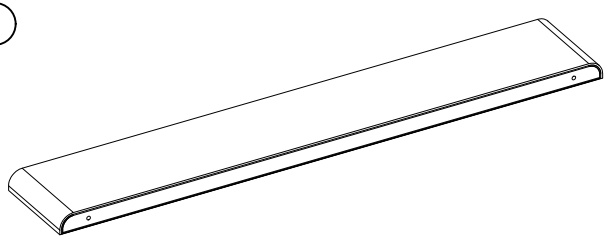

1pc

②

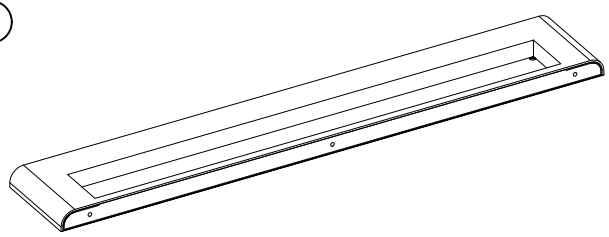

1pc

⑧

2pcs

⑪

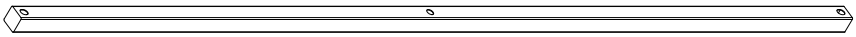

1pc

⑫

12pcs

N623P519511

③ 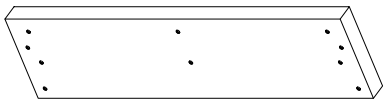 4pcs	④ 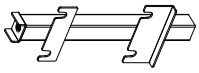 2pcs
⑤ 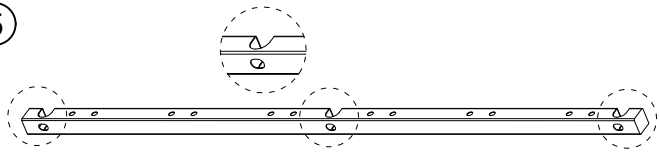 1pc	⑥ 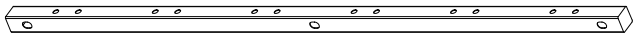 3pcs
⑦ 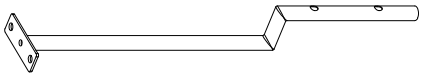 4pcs	⑨ 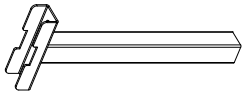 1pc
⑩ 2pcs	⑬ 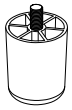 5pcs
⑭ 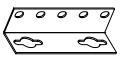 4pcs	⑮ 24pcs
⑯ 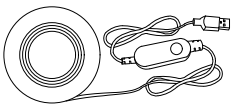 1.30M LED 1pc	

Hardware List-Hardware-Liste-Liste du matériel
N623P519511

Ⓐ M8×50mm 1pc	Ⓑ  M8×40mm 18pcs	Ⓒ  M8×35mm 4pcs	Ⓓ M8×20mm 36pcs
Ⓔ 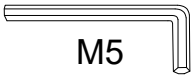 M5 1pc			

1

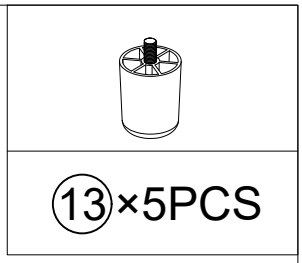

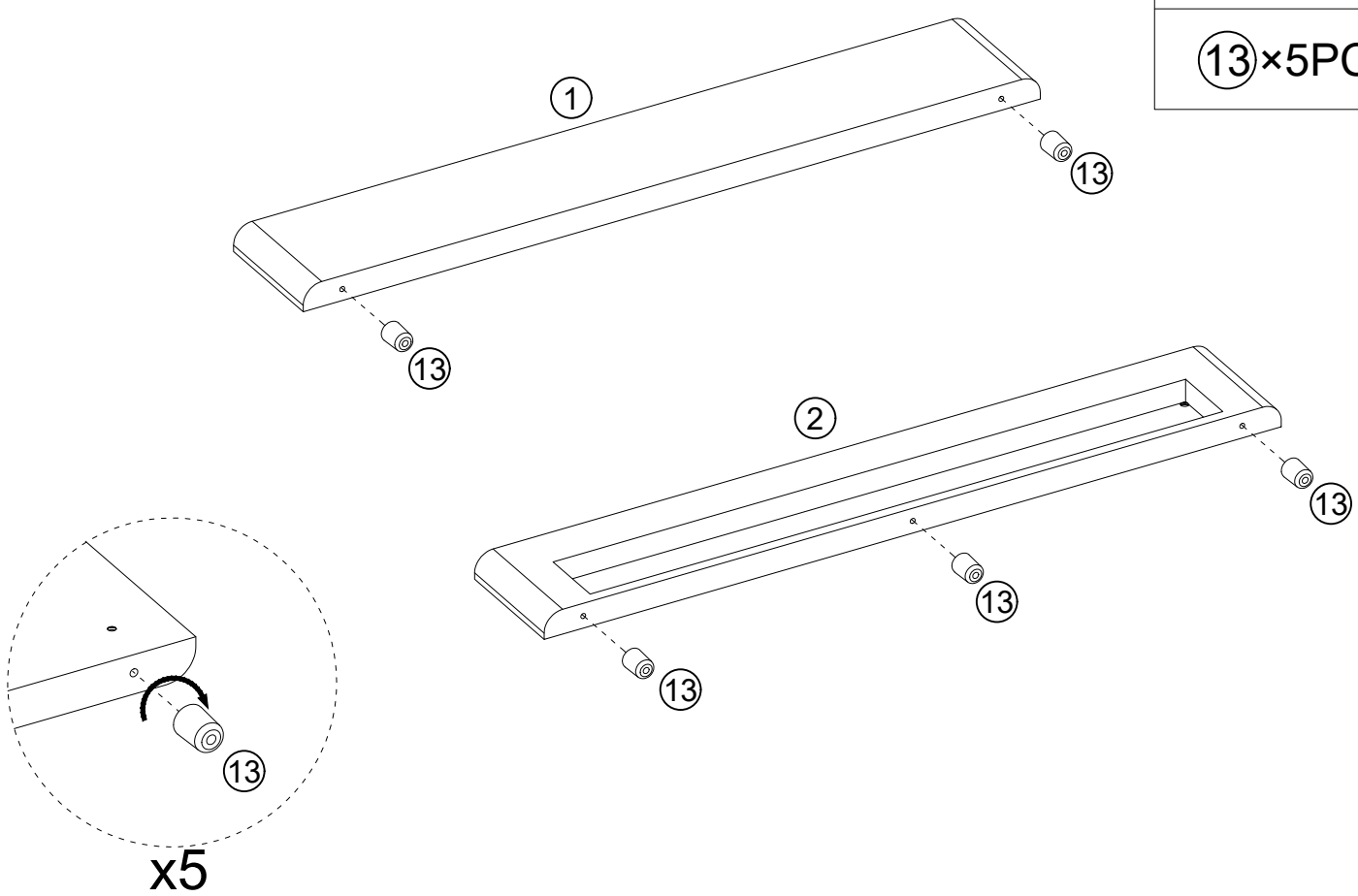

2

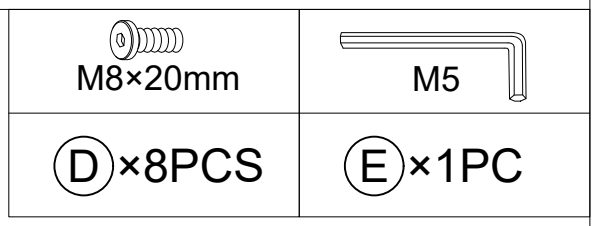

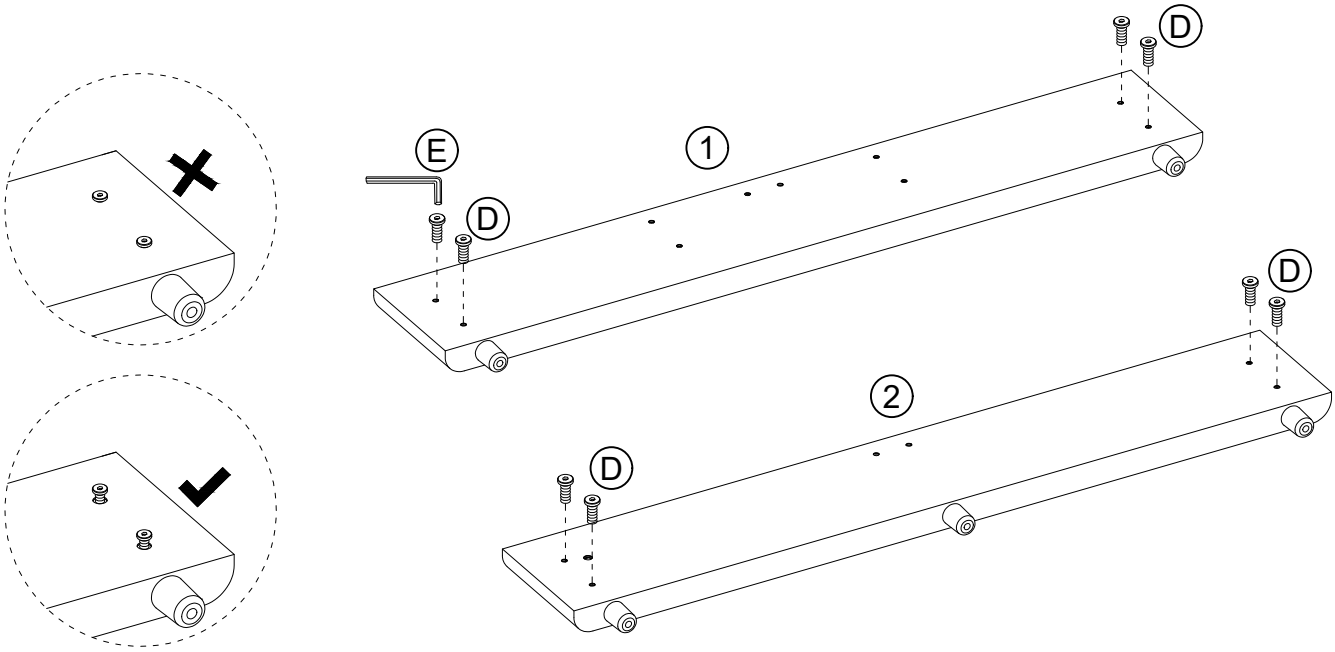

EN: This step pls insert the screws into the holes and lock 50% is sufficient.
DE: Bitte stecken Sie die Schrauben in die Löcher ein und verriegeln Sie sie – 50 % sind ausreichend.
FR: À cette étape, veuillez insérer les vis dans les trous et serrer à 50 % suffit.

3

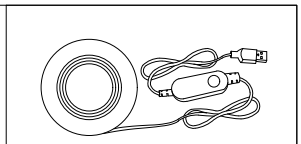

⑯×1PC

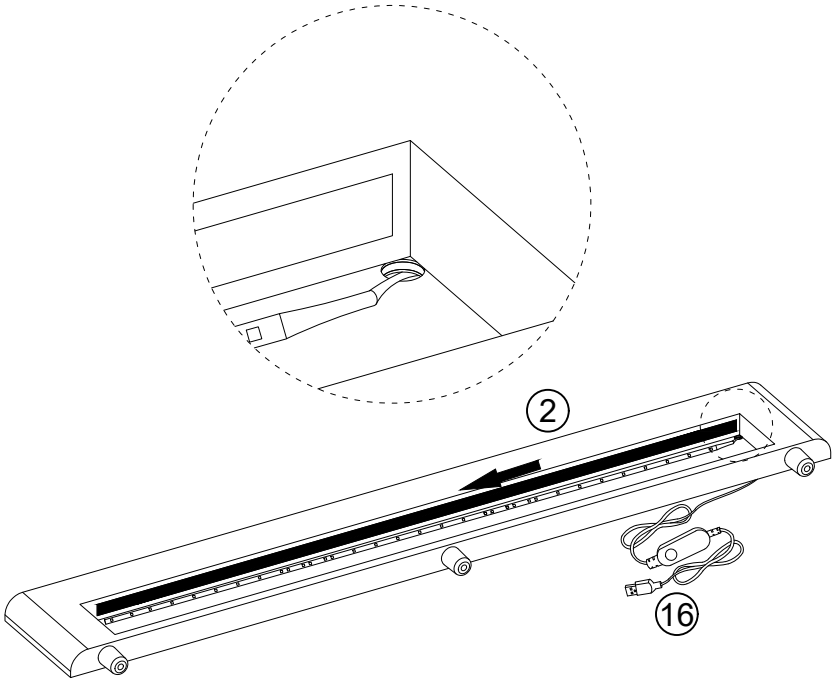

EN: EN:Scan to download App control the Led light.
EO: DE:Scannen, um die App zu steuern des LED-Lichter herunterzuladen.
EP: FR;Scannez pour télécharger App contrôler la lumière LED.

4

M8×20mm	M5
Ⓓ×8PCS	Ⓔ×1PC

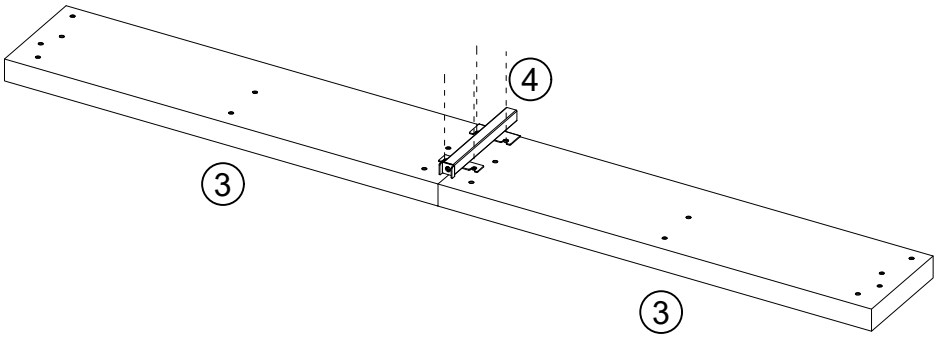

x2

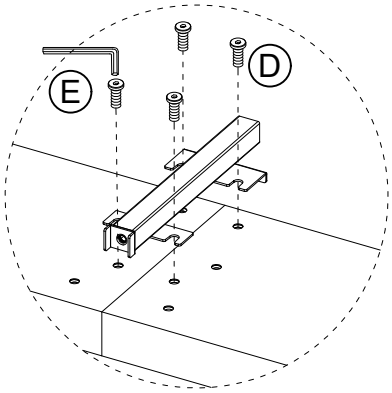

5

	M8×20mm	M5
⑭×4PCS	Ⓓ×8PCS	Ⓔ×1PC

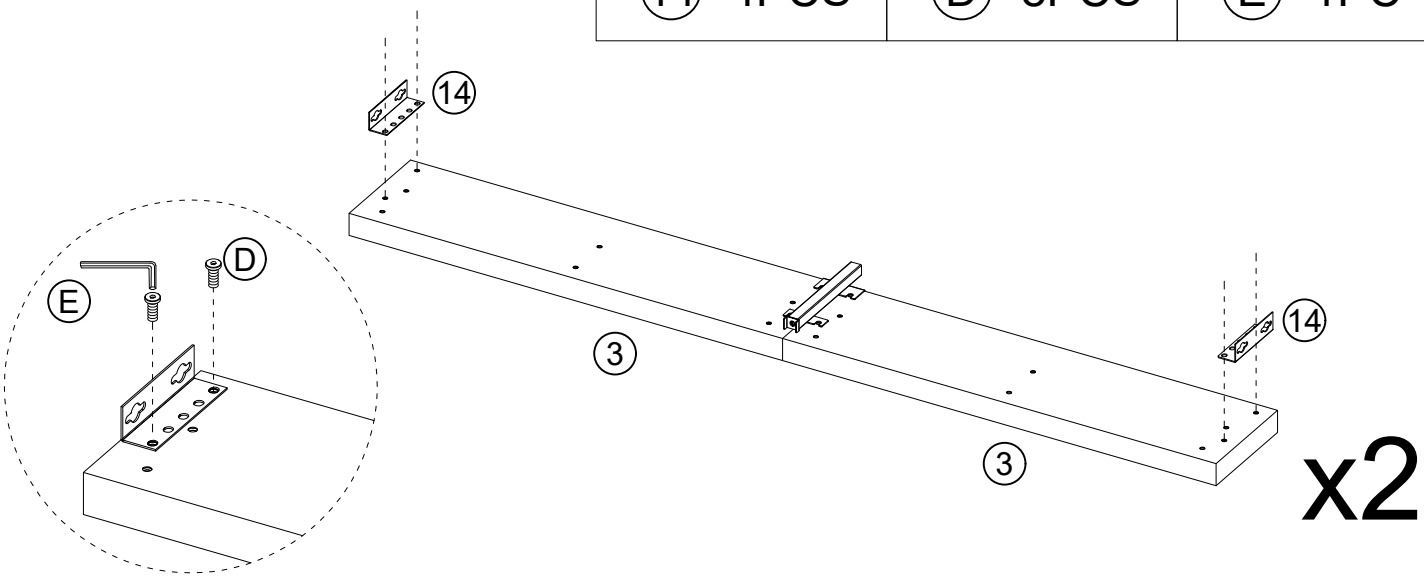

EN: EN:Please put the part "⑭" holes on the Screws.Finally,after all screws are installed,tighten all screws to 100%.
EO: DE:Bitte befestigen Sie die Lochnummer "⑭" an den Schrauben. Schließlich, nachdem alle Schrauben eingebaut sind, ziehen Sie alle Schrauben zu 100 % fest.
EP: FR:Veuillez placer les trous de la partie "⑭" sur les vis. Enfin, une fois toutes les vis installées, serrez-les complètement.

6

M8×40mm	M5
Ⓑ×10PCS	Ⓔ×1PC

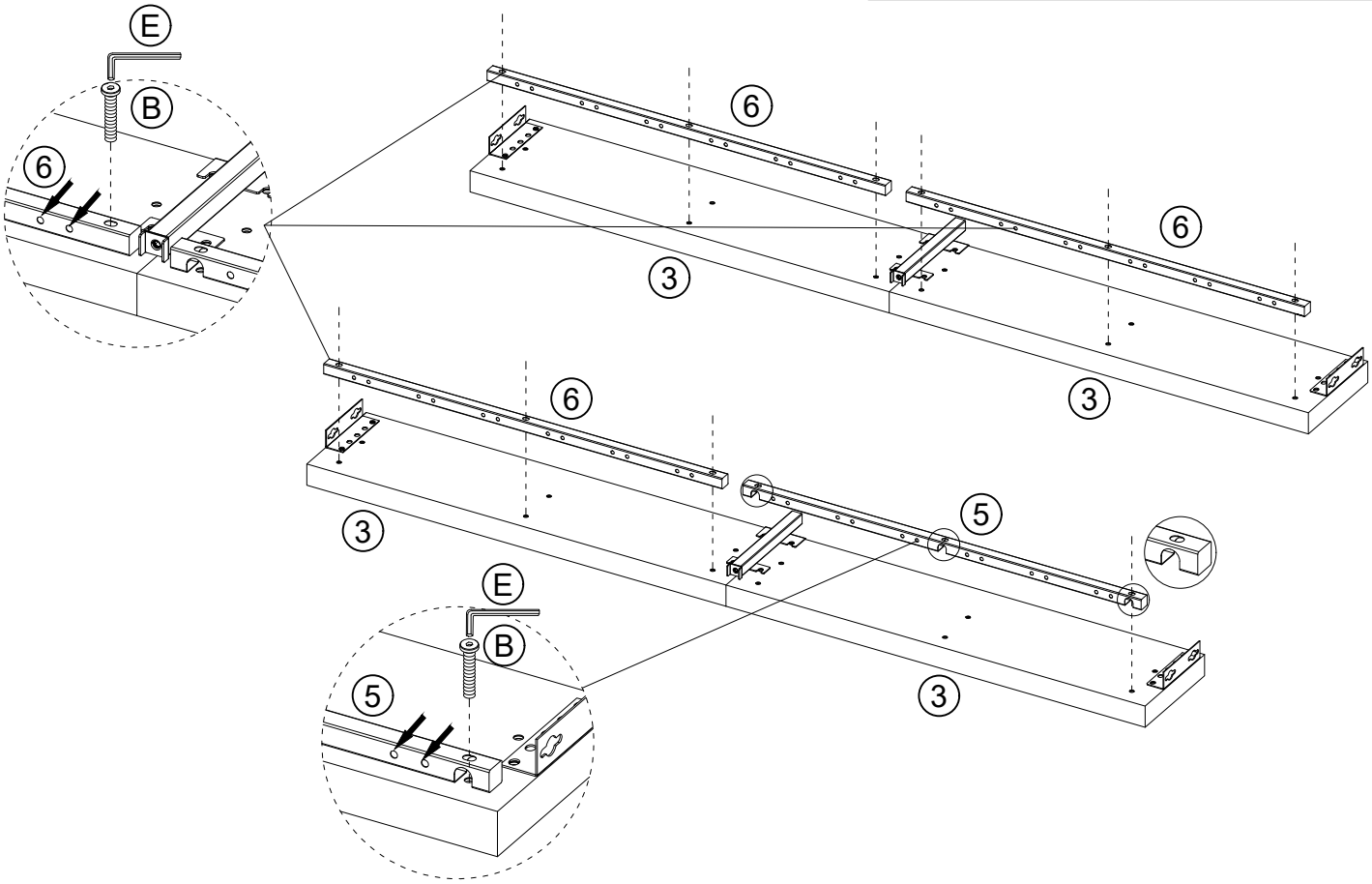

7

M8×20mm	M5
D×8PCS	E×1PC

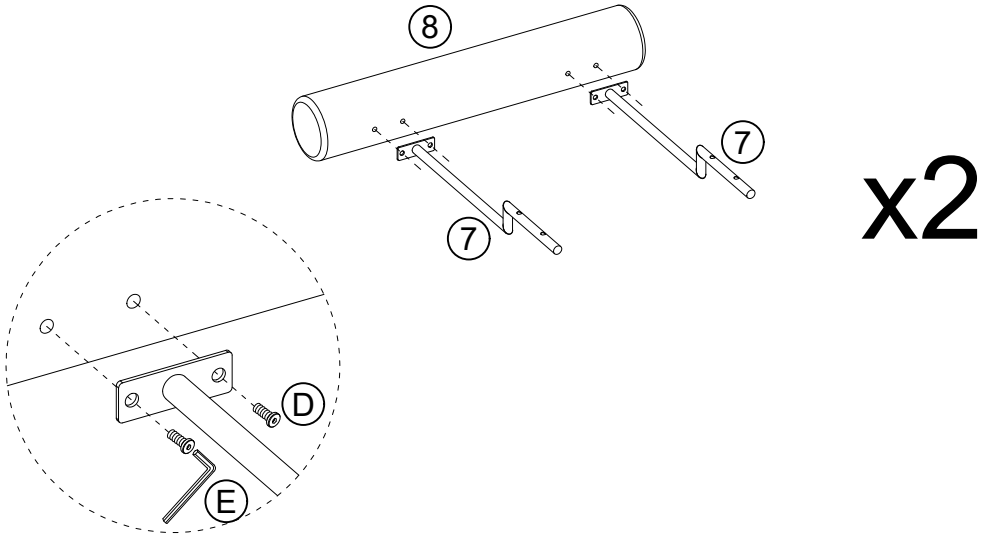

x2

8

M8×40mm	M5
B×4PCS	E×1PC

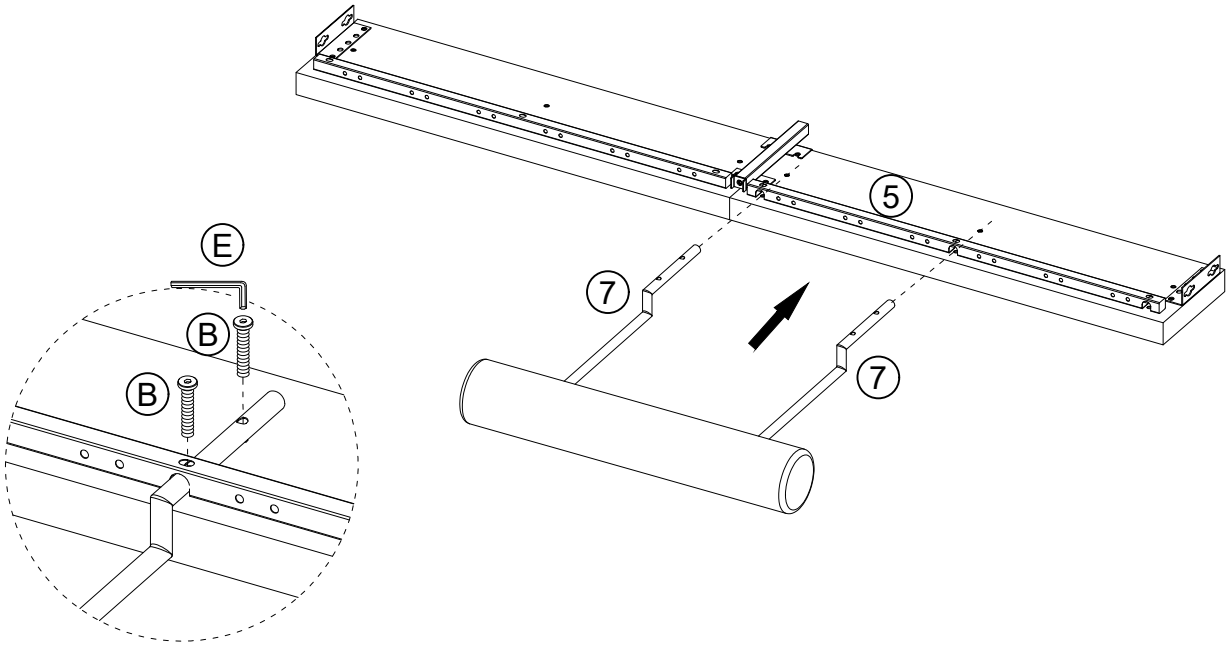

9

M8×40mm	M5
Ⓑ×4PCS	Ⓔ×1PC

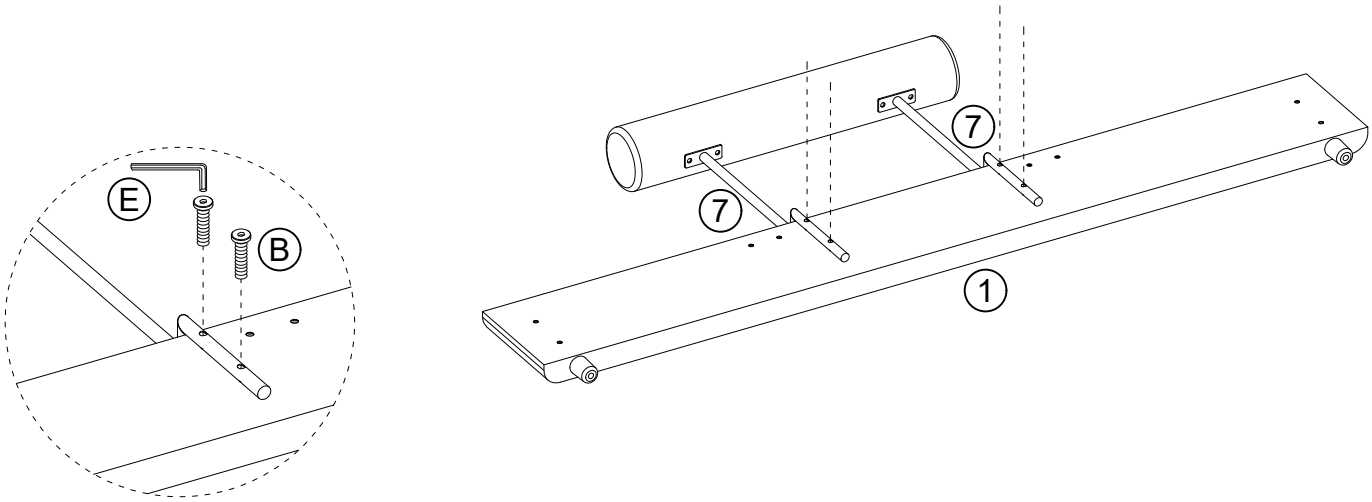

10

M5
Ⓔ×1PC

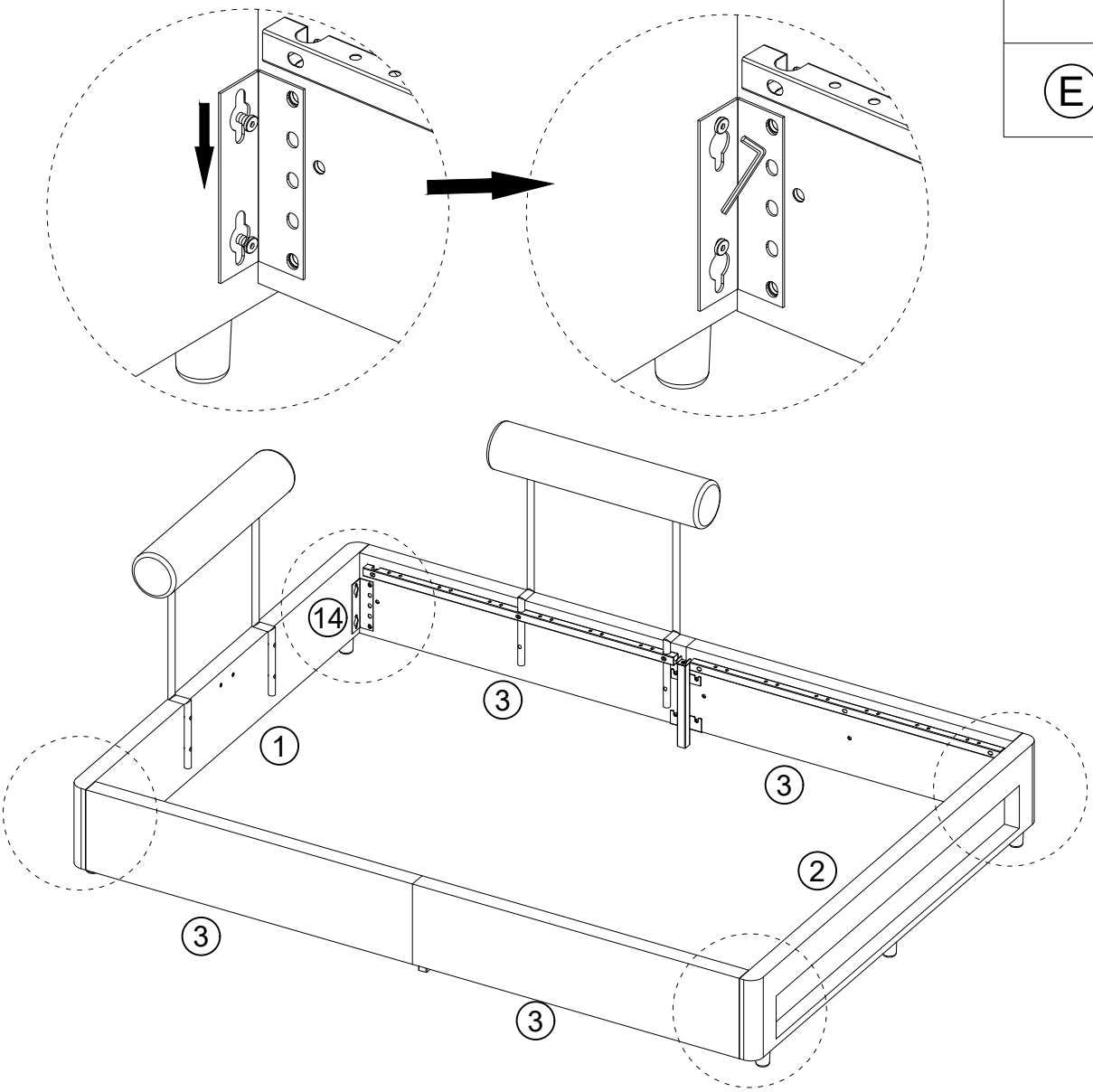

11

M8×35mm	M5
Ⓒ×2PCS	Ⓔ×1PC

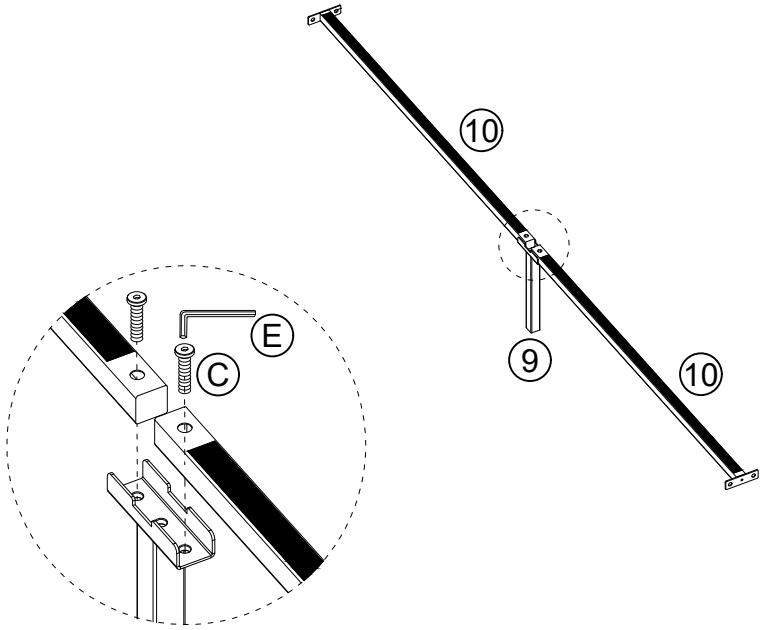

12

M8×20mm	M5
Ⓓ×4PCS	Ⓔ×1PC

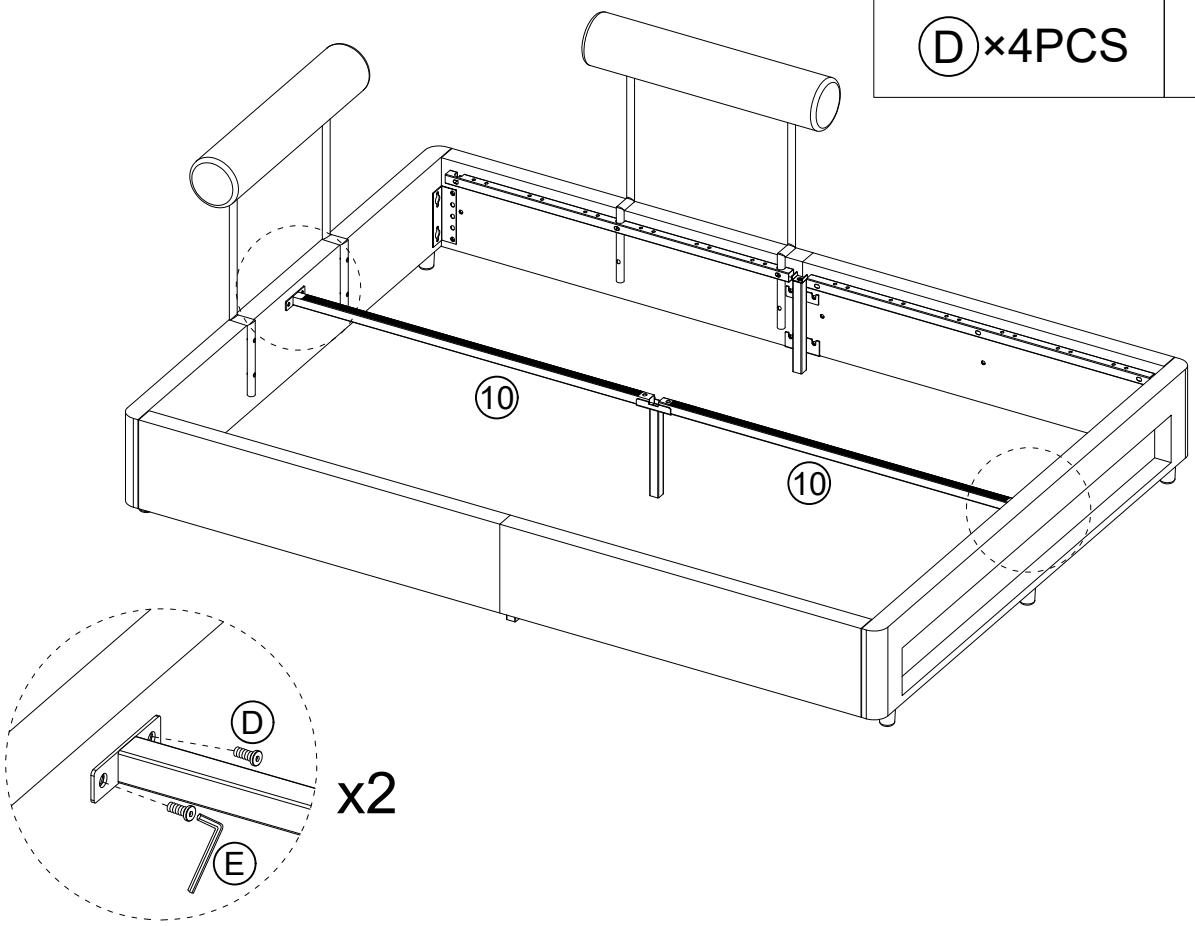

13

M8×50mm	M8×35mm	M5
Ⓐ×1PC	Ⓒ×2PCS	Ⓔ×1PC

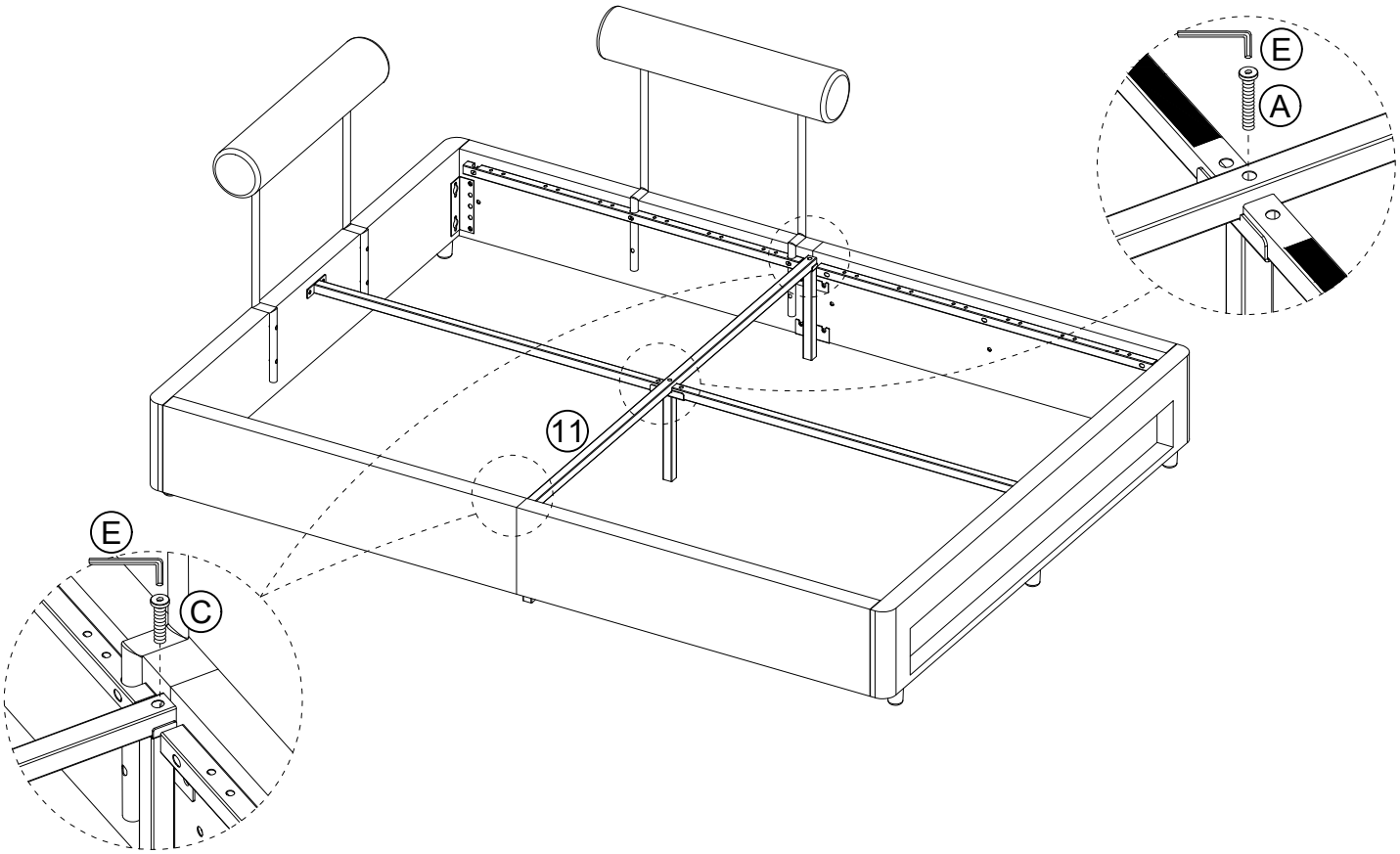

14

	⑮×24PCS

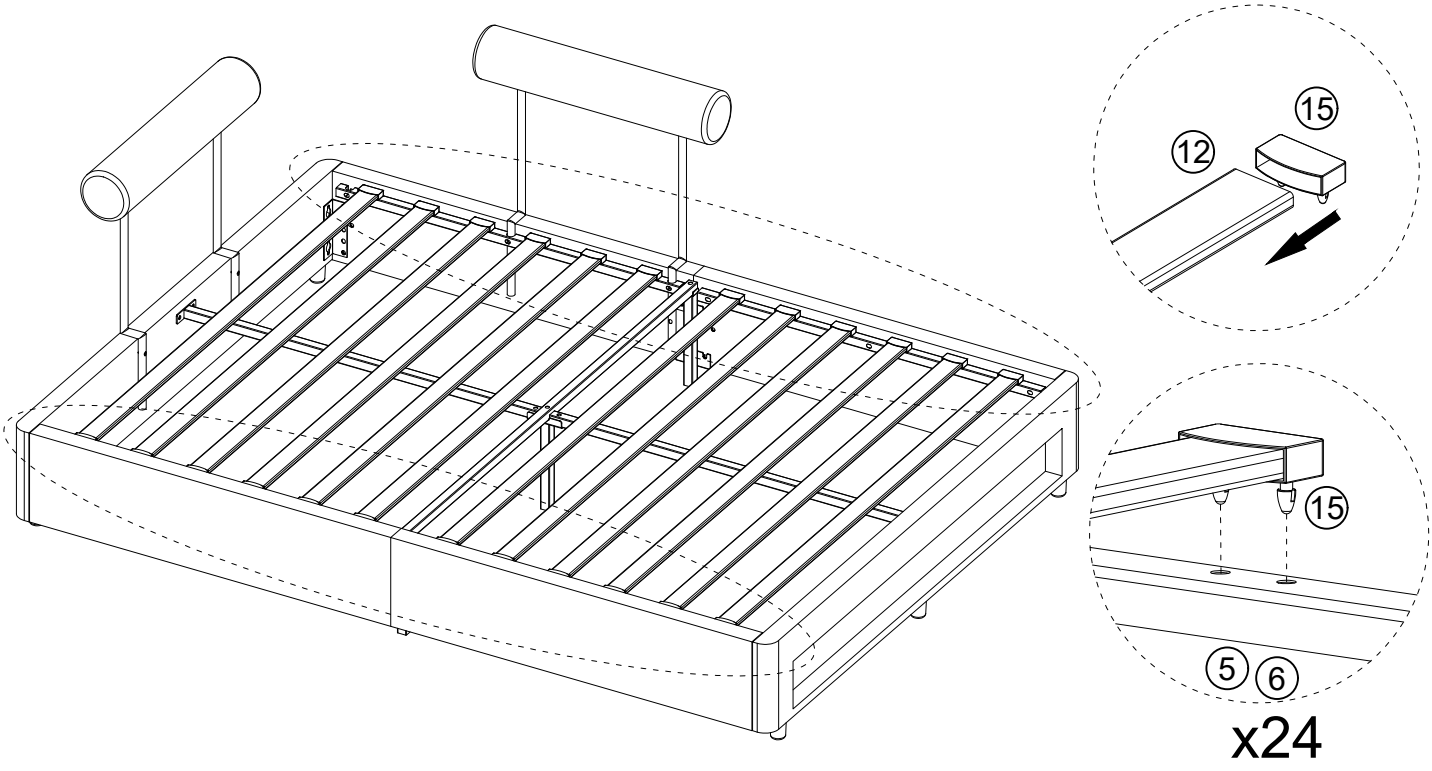

Certificate Of Compliance

Certificate No.	:	BZT252355000416CC-R1
Applicant	:	Xiamen Zhenlexin Electronic Technology Co., Ltd
Address	:	3rd Floor, No. 96, Huli Yuan, Xinmei Sub-district, Tong'an District, Xiamen City
Manufacturer	:	Xiamen Zhenlexin Electronic Technology Co., Ltd
Address	:	3rd Floor, No. 96, Huli Yuan, Xinmei Sub-district, Tong'an District, Xiamen City
Sample Name	:	Light strip
Model No.	:	ZLX5050RGB-30D
Additional Model	:	ZLX5050RGB-60D
Test Standard	:	IEC 62321-1:2013 IEC 62321-2:2021 IEC 62321-3-1:2013 IEC 62321-4:2013/AMD1:2017 IEC 62321-5:2013 IEC 62321-6:2015 IEC 62321-7-1:2015 IEC 62321-7-2:2017 IEC 62321-8:2017
As shown in the Test Report No.	:	BZT252355000416CR-R1

The EUT described above has been consolidated by us and found in compliance with the council RoHS 2.0 Directive (EU) 2015/863 and (EU)2017/2102 amending Annex II to Directive 2011/65/EU.
The certificate applies to the tested sample above mentioned only and shall not imply an assessment of the whole production. It is only valid in connection with the test report Number BZT252355000416CR-R1.

Scan QR code
verification of authenticity

CE RoHS

Mark Wen

BZT Testing (Dongguan) Co.,ltd BZT Approve

Mark Wen
Technical director
Date: Oct.28,2025

Lab Name : BZT Testing (Dongguan) Co., Ltd.
Lab Address : 1F, Bangying building, Fuma, Chigang community, Humen Town, Dongguan City, Guangdong Province, China
BZT http : www.bzt-test.com Telephone : +86-0769-81516886
Confirm the authenticity of Test reports Email: bzt@bzt-test.com

Certificate Of Compliance

Certificate No.	:	BZT252355000414EC
Applicant	:	Xiamen Zhenlexin Electronic Technology Co., Ltd
Address	:	3rd Floor, No. 96, Huli Yuan, Xinmei Sub-district, Tong'an District, Xiamen City
Manufacturer	:	Xiamen Zhenlexin Electronic Technology Co., Ltd
Address	:	3rd Floor, No. 96, Huli Yuan, Xinmei Sub-district, Tong'an District, Xiamen City
Product Name	:	Light strip
Main Model	:	ZLX5050RGB-30D
Series Models	:	ZLX5050RGB-60D (All models share same electric circuits except outer shape and model name.)

Essential requirement		Applied Specifications/Standards	Documentary Evidence	Result
Art.3.1(a)	Health	EN 62479:2010	BZT252355000414ER03	Pass
Art.3.1(a)	Safety	EN IEC 60598-1:2021+A11:2022 EN 60598-2-21:2015	BZT252355000414SR	Pass
Art.3.1(b)	EMC	ETSI EN 301 489-1 V2.2.3 (2019-11) ETSI EN 301 489-3 V2.3.2 (2023-01) EN IEC 55015:2019/A11:2020 EN IEC 61547:2023 EN IEC 61000-3-2:2019+A1:2021+A2:2024 EN 61000-3-3: 2013+A1:2019+A2:2021	BZT252355000414ER02	Pass
Art.3.2	Radio	ETSI EN 300 440 V2.2.1 (2018-07)	BZT252355000414ER01	Pass

The EUT described above has been tested by us with the listed standards and found in compliance with the council RED directive 2014/53/EU. It is possible to use CE marking to demonstrate the compliance with this RED Directive.
The certificate applies to the tested sample above mentioned only and shall not imply an assessment of the whole production. It is only valid in connection with the test report number.

Re rt supersedes BZT252355000414EC which is withdrawn.

Scan QR code
verification of authenticity

Alex Wu

Alex Wu
Technical director
Date: Oct.23, 2025

BZT Testing (Dongguan) Co.,ltd
BZT
Approve

Lab Name : BZT Testing (Dongguan) Co.,Ltd.
Lab Address : 1F, Bangying Building, Fuma, Chigang Community, Humen Town, Dongguan City, Guangdong Province, China
BZT http : www.bzt-test.com Telephone : +86-0769-81516886
Confirm the authenticity of Test reports Email: bzt@bzt-test.com